

# CAST METAL COLOR CHART I



NICKEL  
SHINEY FINISH



NICKEL SATIN  
MATTE FINISH



LIGHT COPPER  
"NEW PENNY"



ANTIQUE COPPER  
BLACKENED CPR



ANTIQUE GOLD  
HAS SOME BLACK



24K GOLD  
SHINEY/NO BLK.



BRONZE  
LIGHT



PLATINUM  
RAW METAL  
HIGHLY POLISHED

# DICHROIC GLASS COLOR CHART II

DICHROIC GLASS IS SOLD WITH AND WITHOUT A CLEAR GLASS ON TOP. WE RECOMMEND THAT YOU ORDER IT WITH CLEAR GLASS ON TOP IF YOU ARE INSTALLING IT ON THE FLOOR OR IN A POOL AREA. ALL OF THESE SAMPLES ARE SHOWN WITH CLEAR GLASS ON TOP.




MARS RED

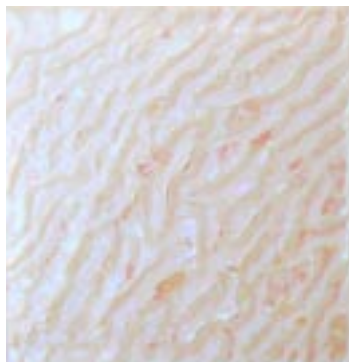


JET BLUE

NOT PICTURED:  
JET SILVER



ATOMIC YELLOW



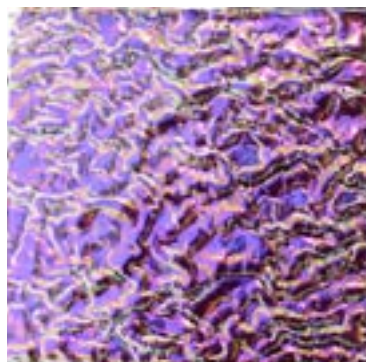
ATMOSPHERE



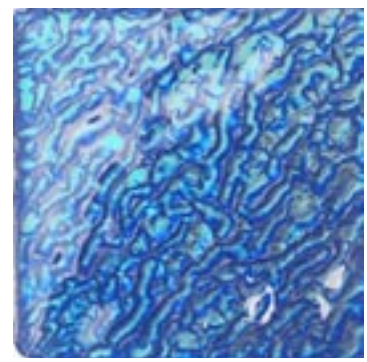
ELECTRIC ORANGE



NEPTUNE



FUCHSIA



RETRO BLUE